



UNIC
PRODUCT
CATALOGUE



WHO WE ARE

THE MAXILIFT AUSTRALIA TEAM HAVE **250+ YEARS COMBINED INDUSTRY KNOWLEDGE**

WE ARE:

- PASSIONATE ABOUT OUR COMPANY AND WHAT WE DO
- INNOVATIVE IN FINDING SOLUTIONS TO OUR CUSTOMER'S PROBLEMS
- COMMITTED TO BEING THE BEST IN OUR FIELD
- DETERMINED TO LIVE UP TO THE ABOVE

WE EXCLUSIVELY:

- IMPORT AND STOCK UNIC TELESCOPIC BOOM CRANES
- IMPORT AND STOCK TOMMY GATE HYDRAULIC TAILGATES
- IMPORT AND STOCK EFFER KNUCKLE BOOM CRANES
- IMPORT AND STOCK MAXILIFT MONO-BOOM CRANES

OUR PRODUCTS:

- ARE OF HIGH QUALITY FROM WORLD LEADING MANUFACTURERS
- HAVE SAFETY IN MIND FIRST IN ALL RESPECTS
- ARE MARKET LEADERS IN THEIR SPECIALISED FIELDS
- ARE AVAILABLE IN A LARGE SELECTION OF MODELS AND ACCESSORIES
- ARE EASY TO BUY, EASY TO FIT AND KEEP OUR CUSTOMERS WORKING
- ARE PROFITABLE FOR YOU TO WORK WITH

[FIND OUT MORE HERE](#)

LIFT YOUR BUSINESS TO
THE NEXT LEVEL

CONTENTS

WHO WE ARE	2
FEATURES OVERVIEW	4-5
WHY CHOOSE UNIC OVERVIEW	6-7
URW230 SERIES	8-9
SPECIFICATIONS, LOAD & WORKING RANGE CHARTS	
URW260 SERIES	10-11
SPECIFICATIONS, LOAD & WORKING RANGE CHARTS	
URW290 SERIES	12-13
SPECIFICATIONS, LOAD & WORKING RANGE CHARTS	
URW340 SERIES	14-15
SPECIFICATIONS, LOAD & WORKING RANGE CHARTS	
URW370 SERIES	16-17
SPECIFICATIONS, LOAD & WORKING RANGE CHARTS	
URW500 SERIES	18-19
SPECIFICATIONS, LOAD & WORKING RANGE CHARTS	
URW540/WT SERIES	20-25
TILTING OUTRIGGERS AND JOYREMOTE OVERVIEW	
URW540/WT SERIES SPECIFICATIONS, LOAD & WORKING RANGE CHARTS	
URU640 SERIES	26-27
SPECIFICATIONS, LOAD & WORKING RANGE CHARTS	
UR800 SERIES	28-29
SPECIFICATIONS, LOAD & WORKING RANGE CHARTS	



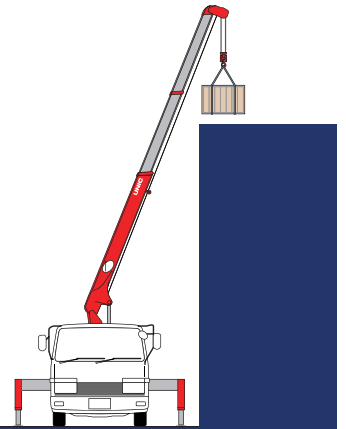
FEATURES

UNIC TRUCK CRANES

OVERVIEW

BUILT FOR PERFORMANCE

- UNIC TRUCK MOUNTED CRANES INCORPORATE SUPERIOR LIFTING PERFORMANCE, A WIDE WORKING RANGE, EASE OF OPERATION AND SECOND-TO-NONE SAFETY FEATURES. THEY ARE ENGINEERED TO HANDLE A GREAT VARIETY OF LOADING OPERATIONS IN ADDITION TO NORMAL LIFTING TASKS. UNIC TRUCK MOUNTED CRANES EXCEL AT WORK INVOLVING LOWERING LOADS BELOW GROUND LEVEL VIA THE USE OF A WINCH, WITH EXCELLENT OPERATIONAL CONTROL AND ACCURATE LOAD PLACEMENT.



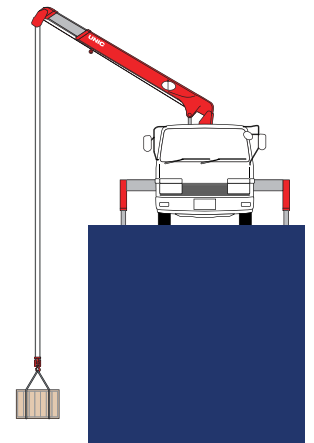
PERFORMANCE

LIFT HEAVY

- AN 8TM UNIC CAN EASILY LIFT A 3 TONNE CABLE DRUM - THIS IS SIMPLY NOT POSSIBLE WITH EVEN A 9TM KNUCKLEBOOM CRANE
- HEAVY LIFTS ARE POSSIBLE AS WHEN A LOAD IS RAISED BY A WINCH ROPE CRANE, THE WORKING RADIUS DOES NOT INCREASE

OPERATIONAL ADVANTAGES

- PURPOSE BUILT WIRE-ROPE CRANES ENSURE PRECISION PLACEMENT AND SAFE, SURE OPERATION
- HIGHER PERFORMANCE AT LOWER DEPTHS - HEAVY LOADS ARE HANDLED WITH ACCURACY AND STABILITY DURING DEEPHOLE JOBS
- A WIDE RANGE OF MODELS TO FULFILL ANY JOB REQUIREMENTS



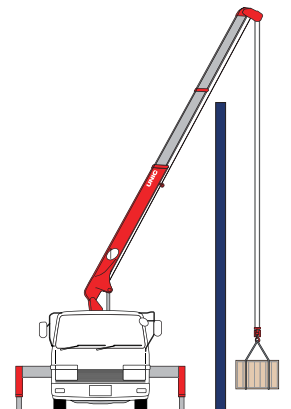
STRONG & VERSATILE

BALANCE RETAINING

- DISTRIBUTES THE CRANES OIL FLOW EVENLY ACROSS MULTIPLE FUNCTIONS TO ALLOW THE OPERATOR TO USE MULTIPLE FUNCTIONS SMOOTHLY AND PRECISELY
- OPERATOR HAS THE ABILITY TO ADJUST AND CONTROL THE SPEED OF EACH INDIVIDUAL FUNCTION TO COMPLETELY OPTIMISE THE PARTICULAR OPERATION

SUPER ML RADIO REMOTE CONTROL

- SINGLE HANDED OPERATION RADIO REMOTE CONTROL ALLOWS FOR MAXIMUM CONTROL & SAFEST OPERATION
- ALLOWS THE OPERATOR TO ALWAYS BE IN THE BEST & SAFEST POSITION TO COMPLETE LIFT
- LED DISPLAY SHOWING ENTIRE CRANE DIAGNOSTICS, SWL, CURRENT LOAD, WORKING RADIUS, BOOM LENGTH, BOOM HEIGHT AND MORE



PRECISION

CONTROL - SUPER STABILITY SYSTEM

- DETECTS OUTRIGGER EXTENSION FROM 0% TO 50% TO 100% EXTENSION
- DETECTS OUTRIGGER GROUND CONTACT
- WORKS THREE SEPARATE ZONES - LEFT, RIGHT AND OVERFRONT
- AUTOMATICALLY ADJUSTS THE MOMENT LIMITER TO MATCH THE STABILISER SETTING
- AUTOMATICALLY CHANGES MOMENT LIMITER AS THE BOOM SLEWS FROM ZONE TO ZONE

HEIGHT LIMIT FUNCTION

- ALLOWS THE OPERATOR TO SET A MAXIMUM BOOM HEIGHT TO ELIMINATE THE CHANCE OF STRIKING OBJECTS ABOVE
- CRANE WILL AUTOMATICALLY SLOW DOWN, THEN COME TO A COMPLETE STOP WHEN APPROACHING MAXIMUM BOOM HEIGHT

AUTOMATIC HOOK STOW SYSTEM

- HOOK STORAGE WITH A UNIC IS SIMPLE AND QUICK, JUST FLICK ONE SWITCH - JOB DONE!

JOYREMOTE

- JOYSTICK OPERATED RADIO REMOTE CONTROL PROVIDES SUBTLE CONTROL AND PRECISION
- THE JOYREMOTE GRANTS THE OPERATOR THE ABILITY TO COMPLETE MULTIPLE OPERATIONS, WITH THE USE OF A SINGLE FINGER

SAFE - ANTI-TWO BLOCK SYSTEM

- UNIC'S ANTI TWO-BLOCK SYSTEM MEANS THE HOOK WILL NOT STRIKE THE BOOM TIP
- THE ANTI TWO-BLOCK ALARM AND LOW ROPE ALARM IS STANDARD IN ALL UNIC TRUCK CRANES
- PREVENTS THE EASILY OCCURRING AND DANGEROUS PRACTICE OF "TWO-BLOCKING"

A UNIC WILL HANDLE IT

SMART - TECHNOLOGY

- UNIC CRANES ARE EQUIPPED WITH A DIGITAL LOAD METER, PROVIDING CLEAR AND CRITICAL LOAD WEIGHT INFORMATION AT ALL TIMES

THE CRANE FOR MANY INDUSTRIES

- UNIC TRUCK MOUNTED CRANES PROVIDE AN ENDLESS VARIETY OF APPLICATIONS AND SUPPORT FOR MANY INDUSTRIES INCLUDING: TRANSPORTATION, CONSTRUCTION, LUMBER, RAILROAD WORK, IRON AND STEEL PRODUCTION, RECYCLING AND SALVAGE, STEEL ERECTION, POLES AND SIGNWORK, MARINE, IRRIGATION, AND DRILLING

VISIBLE - THREE LIGHT TOWER

- THIS SAFETY FEATURE¹ IS CLEAR, BRIGHT AND VISIBLE TO EVERYONE ON SITE

EFFICIENT - AUTOMATIC THROTTLE ADVANCE FEATURE

- AN INBUILT FEATURE FOR UNIC CRANES¹
- INCORPORATED INTO THE CONTROL LEVERS TO INCREASE TRUCK ENGINE REVS PROPORTIONALLY WITH LEVER MOVEMENT PROVIDING OPTIMUM CONTROL OF LOAD HANDLING, SPEED OF HOOK TRAVEL, FUEL ECONOMY AND NOISE CONTROL

*REQUIRES TO INTERFACE WITH THE CHASSIS MANUFACTURER SUITABLE "THROTTLE POD" SYSTEM



WHY CHOOSE UNIC TRUCK CRANES OVERVIEW

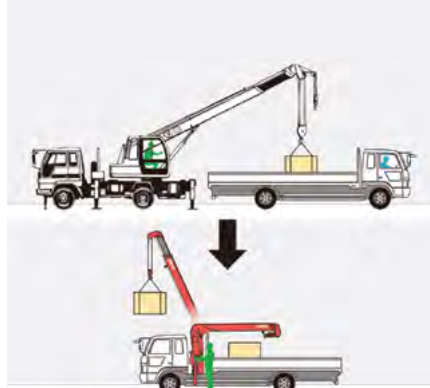


COST ADVANTAGE

2 IN 1

TRUCK-MOUNTED CRANES ARE CARGO-HANDLING MACHINES THAT EXCEL AT LIFTING, LOADING, TRANSPORTING AND OTHER OPERATIONS ALL WITH A SINGLE CRANE AND THE CARGO TRUCK WHICH THE CRANE IS MOUNTED ON.

A UNIC TRUCK-MOUNTED CRANE PROVIDES YOU A SIGNIFICANT COST ADVANTAGE, THEY REDUCE PURCHASE PRICES, RENTAL FEES, AND FUEL EXPENSES BY PROVIDING THE EFFICIENCY OF TWO TYPES OF MOBILE CRANES IN A SINGLE MACHINE.




COST ADVANTAGE

FAST

AS TRUCK-MOUNTED CRANES ARE MOUNTED ON CARGO TRUCKS, THEY ARE PERMITTED TO DRIVE AT THE SAME LEGAL SPEED AS CARGO TRUCKS.

CERTAIN CRANES ARE NOT PERMITTED TO DRIVE ON PUBLIC ROADS, AND OTHERS ARE REQUIRED TO DRIVE BELOW SPEED LIMITS. TRUCK-MOUNTED CRANES HOWEVER ARE NOT CONSTRAINED BY THESE LIMITS, ALLOWING TRUCK-MOUNTED CRANES TO REDUCE BOTH FATIGUE ON LONG DRIVES AND TRANSPORTATION COSTS.

AS TRANSPORTATION TIME IS REDUCED, YOU CAN ARRIVE AT SITE FASTER, THEREBY INCREASING THE EFFICIENCY OF WORK, AND REDUCING OVERALL CONSTRUCTION PERIODS.



INCREASE EFFICIENCY

COMPACT ENOUGH FOR TIGHT ACCESS

TRUCK-MOUNTED CRANES HAVE A SMALLER TURNING RADIUS THAN OTHER LARGE MOBILE CRANES.

RESIDENTIAL AND CENTRAL URBAN AREAS HAVE MANY BUILDINGS AND NARROW ROADS, FORCING LARGE CRANES TO TAKE LONG DETOURS OR REQUIRING BLOCKING ROADS NEAR THE CONSTRUCTION SITES.

TRUCK-MOUNTED CRANES MAKE IT POSSIBLE TO USE A CRANE WHEREVER THERE IS ENOUGH SPACE TO PARK A CARGO TRUCK.



MORE OPPORTUNITIES



SUPER ML RADIO REMOTE TRANSMITTER

AS YOU WORK:

READ

- WHAT YOU CAN LIFT IN KG
- EXACTLY WHAT YOU ARE LIFTING IN KG
- CRITICAL INFORMATION SUCH AS BOOM LENGTH, ANGLE AND RADIUS

OBSERVE

- THE LOAD FACTOR BAR
- SIGNAL STRENGTH

CONTROL

- CRANE OPERATING SPEED
- ALL CRANE FUNCTIONS
- WARNING HORN AND MUCH MORE

DIGITAL LOAD METER



CLEAR

PROVIDES CLEAR CRITICAL LOAD WEIGHT INFORMATION AT ALL TIMES

A UNIC WILL HANDLE IT

JOYSTICK REMOTE CONTROL

AS YOU WORK:

INTUITIVE OPERATION

- LINKS THE SUBTLE MOVEMENTS OF A JOYSTICK TO THE MANEUVERS OF THE CRANE PRECISELY AND SMOOTHLY
- HAS ACHIEVED ENDURING POPULARITY FOR ITS INTUITIVE, EASY OPERABILITY

JOYSTICK PRECISION

- EFFORTLESS OPERATION OF MULTIPLE FUNCTIONS BY SIMPLY 'TRIMMING' BETWEEN FUNCTIONS
- ERGONOMIC SINGLE HAND OPERATION ALLOWING FOR SIMPLE AND EFFICIENT CONTROL

ADVANCED FEATURES

- DETAILED DISPLAY SHOWING THE EXACT LOAD, THE POSSIBLE SWL, BOOM LENGTH, BOOM HEIGHT, WORKING RADIUS AND MUCH MORE



URW 230 SERIES



9.7M*
MAX. HOOK HEIGHT
ABOVE GROUND

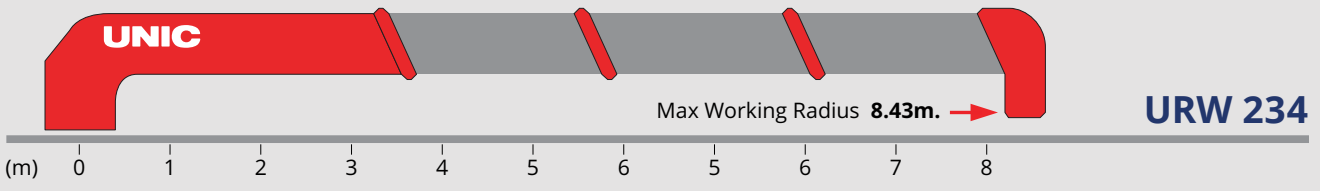
2330KG
LIFTING CAPACITY

SMART
RADIO REMOTE
CONTROL

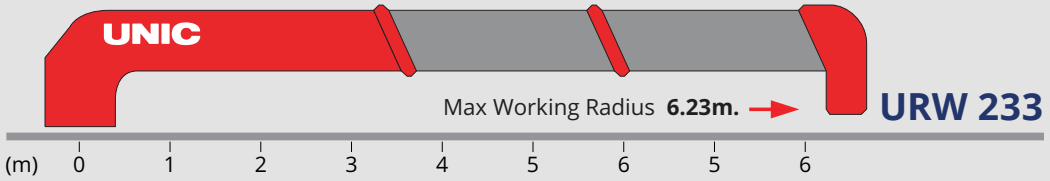
2600MM
WIDE HORIZONTAL
EXTENSION

MODEL	232	233	234
TONNE METER	4.125	4	4
WEIGHT	730	795	875
MAXIMUM CAPACITY	2330	2330	2330
MAXIMUM RADIUS	4.23	6.23	8.43
MIN BOOM LENGTH	2.5	2.59	2.87
MAXIMUM ABOVE GROUND HOOK HEIGHT	5.6	7.6	9.7
MAXIMUM BELOW GROUND HOOK HEIGHT	4.8	7.2	9.9
OUTRIGGER WIDTH	2600	2600	2600
WIDTH	1856	1856	1856
INSTALLATION SPACE*	518	518	518
TOP OF BOOM TO SUBFRAME	1816	1816	1840
BOOM TIP TO BACK OF COLUMN	2694	2784	3065

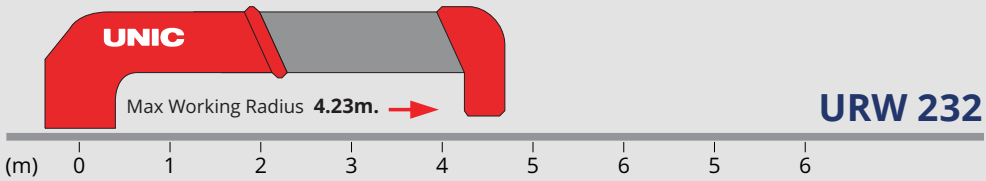
*APPROXIMATE, ALLOW TOLERANCE FOR ADDITIONAL CLEARANCE



WORKING RADIUS	0.68-1.7	2	2.2	2.5	3	3.5	4	5	6	7	8	8.43
1ST BOOM	2.33	3.03	1.83	1.53	1.43 (2.7M)							
2ND BOOM	2.33	2.03	1.83	1.53	1.28	1.08	0.98	0.83 (4.63M)				
3RD BOOM					1.23	1.03	0.88	0.68	0.58	0.53 (6.53M)		
4TH BOOM							0.68	0.53	0.43	0.36	0.31	0.29



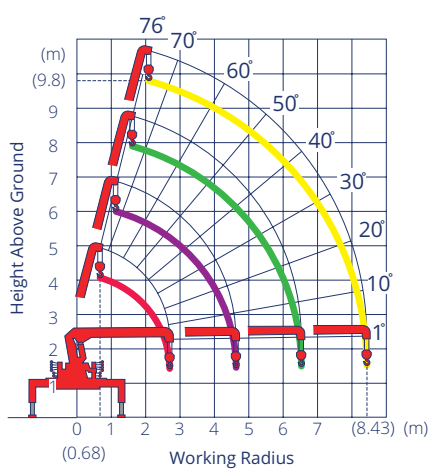
WORKING RADIUS	0.6-1.7	2	2.2	2.5	3	3.5	4	5	6.23
1ST BOOM	2.33	2.03	1.83	1.58(2.42M)					
2ND BOOM	2.33	2.03	1.83	1.53	1.28	1.08	0.98	0.88 (4.35M)	
3RD BOOM					1.23	1.03	0.88	0.68	0.53



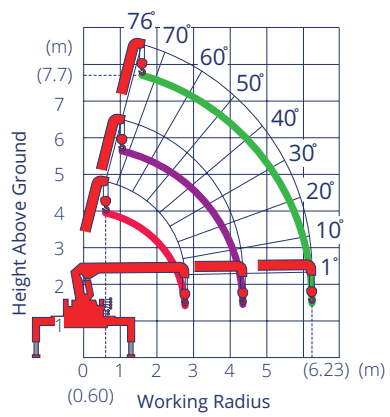
WORKING RADIUS	0.59-1.7	2	2.2	2.5	3	3.5	4	4.23
1ST BOOM	2.33	2.03	1.83	1.68 (2.33M)				
2ND BOOM	2.33	2.03	1.83	1.53	1.28	1.08	0.98	0.93

* ABOVE WEIGHTS DO NOT INCLUDE 30KG HOOK WEIGHT

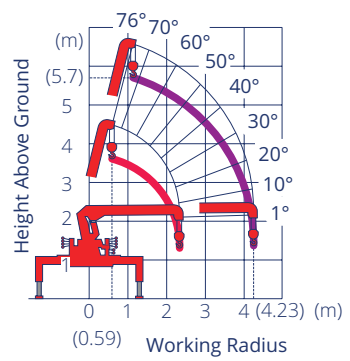
URW 230 SERIES WORKING RANGE CHARTS



URW 234



URW 233



URW 232

URW 260 SERIES



13.9M*
MAX. HOOK HEIGHT
ABOVE GROUND

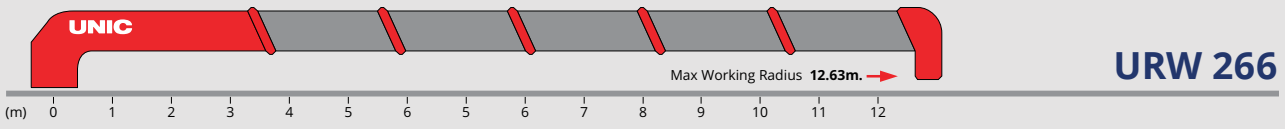
2630KG
LIFTING CAPACITY

SMART
RADIO REMOTE
CONTROL


3400MM
WIDE HORIZONTAL
EXTENSION (MAX)

MODEL	263	264	265	266
TONNE METER	4.2	4.2	3.9	3.9
WEIGHT	810	885	995	1125
MAX CAPACITY	2630	2630	2630	2630
MAX RADIUS	6.43	8.43	10.63	12.63
MIN BOOM LENGTH	2.79	2.87	3.15	3.25
MAX ABOVE GROUND HOOK HEIGHT	7.9	9.8	12	13.9
MAX BELOW GROUND HOOK HEIGHT	7.4	9.9	12.5	14.8
OUTRIGGER WIDTH	3400	3400	3400	3400
WIDTH	1860	1860	1860	1860
INSTALLATION SPACE*	547	547	547	547
TOP OF BOOM TO SUBFRAME	1829	1844	1910	2043
BOOM TIP TO BACK OF COLUMN	2979	3059	3339	3439

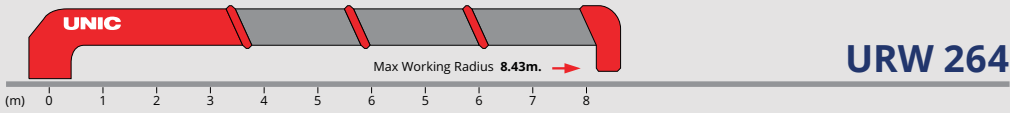
*APPROXIMATE, ALLOW TOLERANCE FOR ADDITIONAL CLEARANCE




WORKING RADIUS	1.5	1.8	2.0	2.5	3.0	3.5	4.0	4.5	5.0	5.5	6.0	7.0	8.0	9.0	10.0	11.0	12.0	12.63	
1ST BOOM	2.63	2.13	1.93	1.53	1.18 (3.08M)														
2ND BOOM	2.63	2.13	1.93	1.53	1.23	1.03	0.93	0.83	0.73 (5.01M)										
3RD BOOM					1.23	1.03	0.88	0.73	0.63	0.58	0.53	0.43 (6.93M)							
4TH BOOM							0.68	0.60	0.53	0.48	0.43	0.36	0.31	0.29 (8.83M)					
5TH BOOM								0.38	0.33	0.29	0.26	0.22	0.19	0.16	0.14	0.14 (10.73M)			
6TH BOOM											0.22	0.18	0.15	0.13	0.12	0.11	0.10	0.10	



WORKING RADIUS	1.5	1.8	2.0	2.5	3.0	3.5	4.0	4.5	5.0	5.5	6.0	7.0	8.0	9.0	10.0	10.63
1ST BOOM	2.63	2.13	1.93	1.53	1.28 (2.98M)											
2ND BOOM	2.63	2.13	1.93	1.53	1.28	1.08	0.98	0.83	0.78 (4.91M)							
3RD BOOM					1.23	1.03	0.88	0.78	0.68	0.63	0.58	0.50 (6.83M)				
4TH BOOM							0.68	0.60	0.53	0.48	0.43	0.36	0.31	0.29 (8.73M)		
5TH BOOM								0.38	0.33	0.29	0.26	0.22	0.19	0.16	0.14	0.14



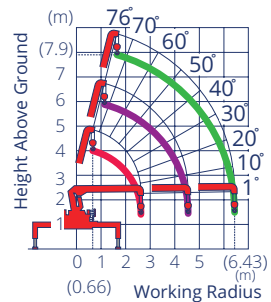
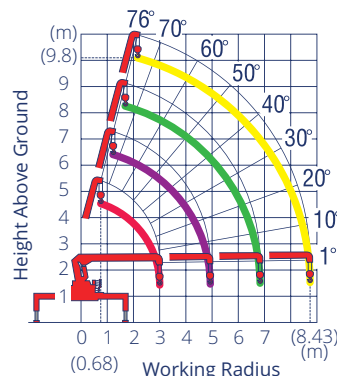
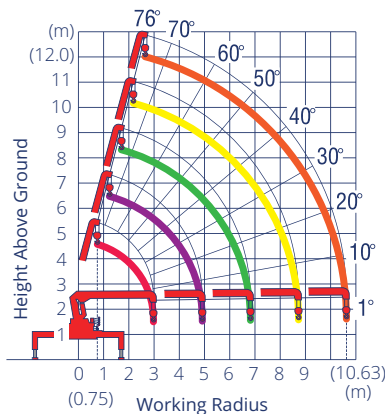
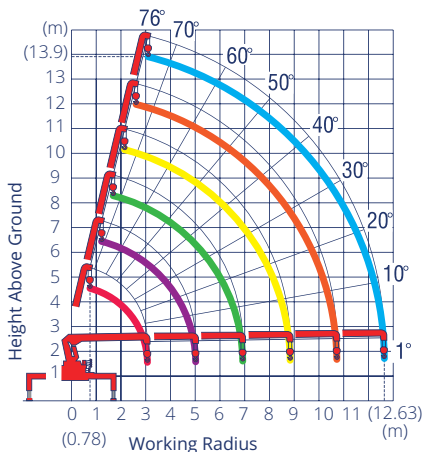
WORKING RADIUS	1.6	1.8	2.0	2.5	3.0	3.5	4.0	4.5	5.0	5.5	6.0	7.0	8.0	8.43
1ST BOOM	2.63	2.23	2.03	1.53	1.43 (2.70M)									
2ND BOOM	2.63	2.23	2.03	1.53	1.28	1.08	0.98	0.83 (4.91M)						
3RD BOOM					1.23	1.03	0.88	0.78	0.68	0.63	0.58	0.53 (6.53M)		
4TH BOOM							0.68	0.58	0.53	0.48	0.43	0.36	0.31	0.29



WORKING RADIUS	1.6	1.8	2.0	2.5	3.0	3.5	4.0	4.5	5.0	5.5	6.43
1ST BOOM	2.63	2.23	2.03	1.53	1.43 (2.62M)						
2ND BOOM	2.63	2.23	2.03	1.53	1.28	1.08	0.98	0.88 (4.55M)			
3RD BOOM				1.23	1.23	1.03	0.88	0.78	0.68	0.63	0.53

* ABOVE WEIGHTS DO NOT INCLUDE 30KG HOOK WEIGHT

URW 260 SERIES WORKING RANGE CHARTS



URW 290 SERIES



13.9M'
MAX. HOOK HEIGHT
ABOVE GROUND

3030KG
LIFTING CAPACITY

SMART
RADIO REMOTE
CONTROL

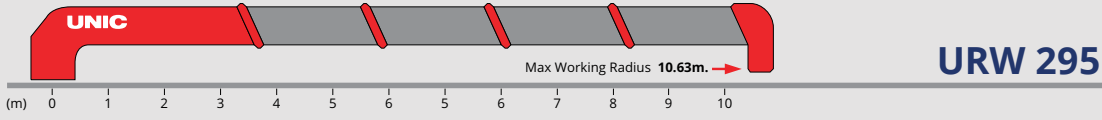
3400MM
WIDE HORIZONTAL
EXTENSION (MAX)

MODEL	293	294	295	296
TONNE METER	5.1	4.8	4.5	4.5
WEIGHT	865	935	1025	1125
MAX CAPACITY	3030	3030	3030	3030
MAX RADIUS	6.43	8.73	10.63	12.63
MIN BOOM LENGTH	2.79	3.17	3.15	3.25
MAX ABOVE GROUND HOOK HEIGHT	7.9	10.1	12.0	13.9
MAX BELOW GROUND HOOK HEIGHT	7.4	10.1	12.5	14.9
OUTRIGGER WIDTH	3400	3400	3400	3400
WIDTH	1860	1860	1860	1860
INSTALLATION SPACE*	547	547	547	547
TOP OF BOOM TO SUBFRAME	1851	1849	1910	2043
BOOM TIP TO BACK OF COLUMN	2979	3359	3339	3439

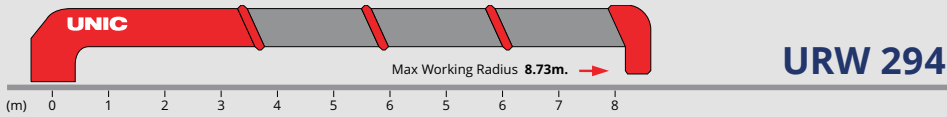
*APPROXIMATE, ALLOW TOLERANCE FOR ADDITIONAL CLEARANCE



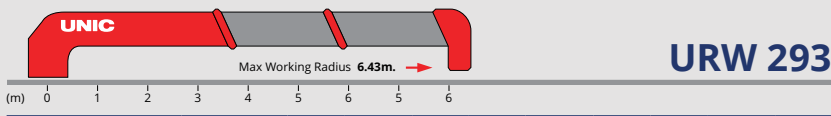
WORKING RADIUS	0.78-1.5	1.8	2	2.5	3	3.5	4	5	6	7	8	9	10	11	12	12.63
1ST BOOM	3.03	2.43	2.13	1.73	1.38 (3.08M)											
2ND BOOM	3.03	2.43	2.13	1.73	1.43	1.23	1.03	0.8 (5.01M)								
3RD BOOM		1.73(2.20M)	1.53	1.28	1.08	0.93	0.73	0.6	0.50 (6.93M)							
4TH BOOM				0.93	0.83	0.73	0.58	0.48	0.41	0.36	0.33 (8.83M)					
5TH BOOM						0.48	0.38	0.3	0.26	0.23	0.2	0.18	0.18 (10.73M)			
6TH BOOM						0.28 (5.30M)	0.24	0.21	0.18	0.16	0.14	0.13	0.13	0.1		



WORKING RADIUS	0.75-1.5	1.8	2	2.5	3	3.5	4	5	6	7	8	9	10	10.63
1ST BOOM	3.03	2.43	2.13	1.93	1.73	1.43 (2.98M)								
2ND BOOM	3.03	2.43	2.13	1.73	1.43	1.23	1.03	0.83 (4.91M)						
3RD BOOM		1.73(2.20M)	1.53	1.28	1.08	0.93	0.73	0.63	0.53 (6.83M)					
4TH BOOM				0.93	0.83	0.73	0.58	0.48	0.41	0.36	0.33 (8.73M)			
5TH BOOM						0.48	0.38	0.3	0.26	0.23	0.2	0.18	0.18	



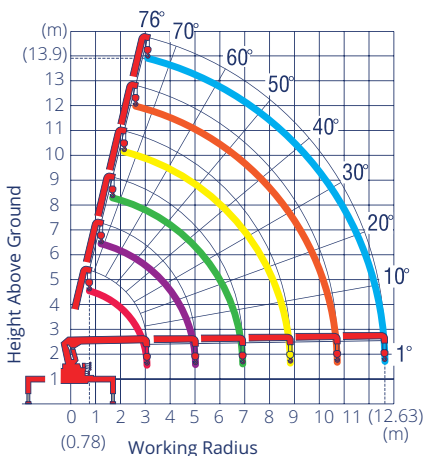
WORKING RADIUS	0.75-1.6	1.8	2	2.5	3	3.5	4	5	6	7	8	8.73
1ST BOOM	3.03	2.55	2.28	1.83	1.48							
2ND BOOM	3.03	2.55	2.28	1.83	1.48	1.25	1.08	0.83 (4.93M)				
3RD BOOM		1.88(2.20M)	1.63	1.33	1.13	0.98	0.78	0.63	0.58 (6.83M)			
4TH BOOM				0.98	0.88	0.78	0.63	0.53	0.43	0.38	0.33	



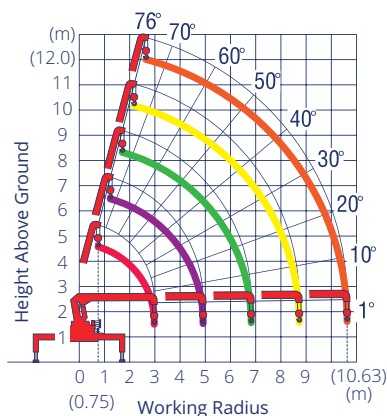
WORKING RADIUS	0.66-1.6	1.8	2	2.5	3	3.5	4	5	6	6.43
1ST BOOM	3.03	2.55	2.28	1.83	1.73 (2.62M)					
2ND BOOM	3.03	2.55	2.28	1.83	1.48	1.25	1.08	0.93 (4.55M)		
3RD BOOM		1.88 (2.20M)	1.63	1.33	1.13	0.98	0.78	0.63	0.58	

* ABOVE WEIGHTS DO NOT INCLUDE 30KG HOOK WEIGHT

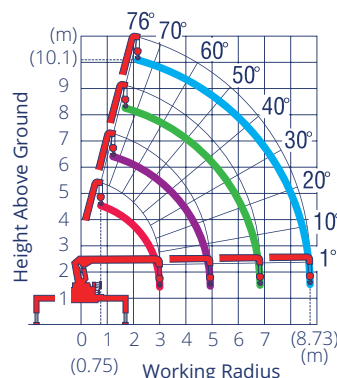
URW 290 SERIES WORKING RANGE CHARTS



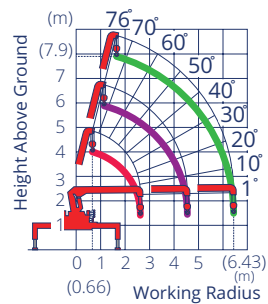
URW 296



URW 295



URW 294



URW 293

URW 340 SERIES



16.2M'
MAX. HOOK HEIGHT
(6 SECTION BOOM)

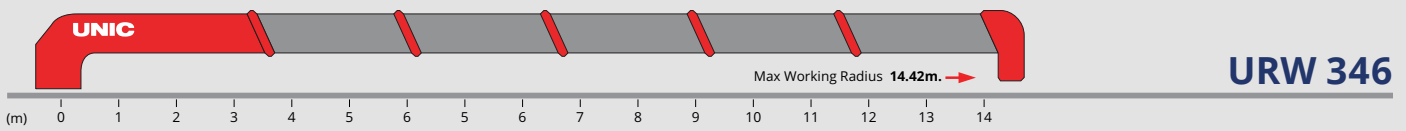
3030KG
LIFTING CAPACITY

SMART
RADIO REMOTE
CONTROL

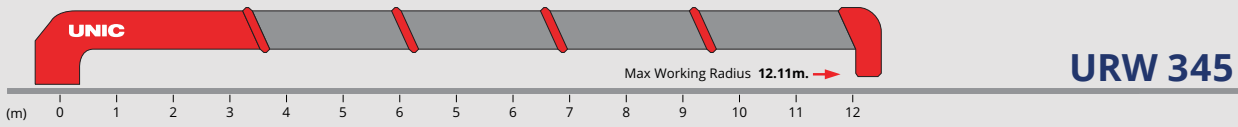
3500MM
WIDE HORIZONTAL
EXTENSION (MAX)

MODEL	343	344	345	346
TONNE METER	8.1	7.8	7.2	7.2
WEIGHT	1100	1190	1325	1360
MAX CAPACITY	3030	3030	3030	3030
MAX RADIUS	7.51	9.81	12.11	14.42
MIN BOOM LENGTH	3.31	3.41	3.54	3.63
MAX ABOVE GROUND HOOK HEIGHT	9.5	11.7	14	16.2
MAX BELOW GROUND HOOK HEIGHT	8.7	11.5	14.3	17.1
OUTRIGGER WIDTH	3500	3500	3500	3500
WIDTH	2150	2150	2150	2150
INSTALLATION SPACE*	564	564	564	564
TOP OF BOOM TO SUBFRAME	2095	2095	2135	2212
BOOM TIP TO BACK OF COLUMN	3494	3594	3724	3814

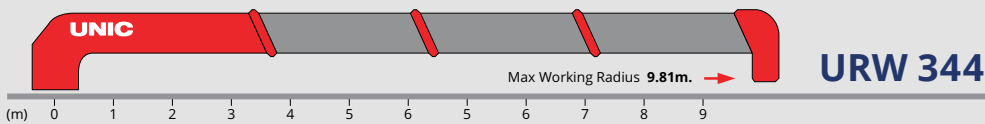
*APPROXIMATE, ALLOW TOLERANCE FOR ADDITIONAL CLEARANCE



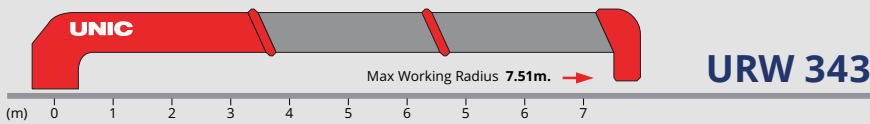
WORKING RADIUS	0.73 - 2.4	2.5	2.7	3.0	3.5	4.0	4.5	5.0	5.5	6.0	6.5	7.0	8.0	9.0	10.0	11.0	12.0	13.0	14.4
1ST BOOM	3.03	2.8	2.5	2.3	1.93 (3.44M)														
2ND BOOM	3.03	2.78	2.53	2.28	1.93	1.63	1.43	1.25	1.05 (5.66M)										
3RD BOOM			2.23	2.03	1.68	1.38	1.19	1.05	0.93	0.83	0.73	0.68	0.63 (7.8M)						
4TH BOOM						1.03	0.93	0.83	0.78	0.73	0.68	0.63	0.53	0.48	0.43 (10.04)				
5TH BOOM							0.63	0.55	0.48	0.44	0.40	0.35	0.31	0.28	0.25	0.23 (12.23M)			
6TH BOOM							0.33 (4.9M)	300	280	260	250	230	210	190	170	160	140	130	



WORKING RADIUS	0.71-2.4	2.5	2.7	3	3.5	4	4.5	5	5.5	6	6.5	7	8	9	10	11	12.11	
1ST BOOM	3.03	2.78	2.58	2.28	3.03 (3.35M)													
2ND BOOM	3.03	2.78	2.58	2.28	2.03 (3.35M)													
3RD BOOM		2.23	2.23	2.03	1.68	1.38	1.2	1.05	0.93	0.83	0.75	0.68	0.63 (7.79M)					
4TH BOOM						1.03	0.93	0.83	0.78	0.73	0.68	0.3	0.53	0.48	0.46 (9.95M)			
5TH BOOM							0.76	0.63	0.55	0.48	0.44	0.4	0.35	0.31	0.28	0.25	0.25	



WORKING RADIUS	0.67-2.6	2.7	3	3.5	4	4.5	5	5.5	6	7	8	9	9.81
1ST BOOM	3.03	2.63	2.33										
2ND BOOM	3.03	2.63	2.33	1.98	1.68	1.48	1.28	1.18 (5.46M)					
3RD BOOM		2.33	2.13	1.73	1.43	1.23	1.08	0.98	0.88	0.73	0.68 (7.63M)		
4TH BOOM					1.03	0.93	0.83	0.78	0.73	0.63	0.56	0.5	0.48

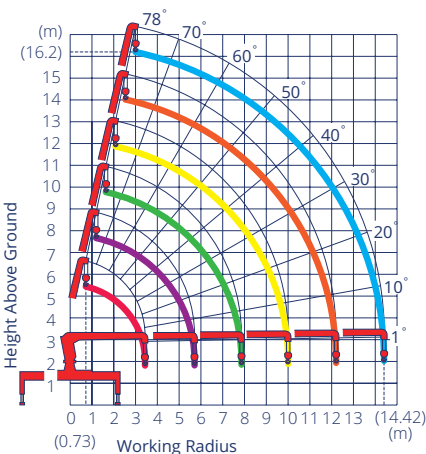


WORKING RADIUS	0.63-2.6	2.7	3	3.5	4	4.5	5	5.5	6	7	7.51
1ST BOOM	3.03	3.03	2.48	2.33 (3.12M)							
2ND BOOM	3.03	3.03	2.48	3.03	1.73	1.53	1.33	1.28 (5.36M)			
3RD BOOM		2.33	2.13	1.78	1.48	1.28	1.13	1.03	0.93	0.73	0.68

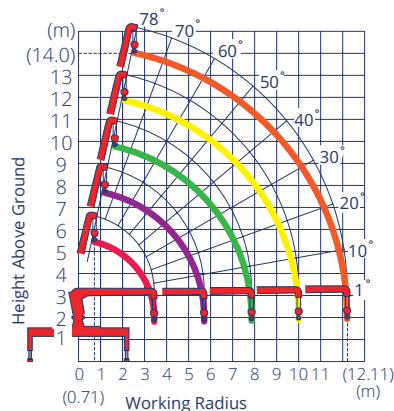
* ABOVE WEIGHTS DO NOT INCLUDE 30KG HOOK WEIGHT

URW 340 SERIES LOAD CHARTS

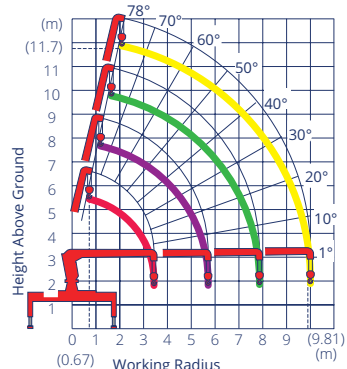
URW 340 SERIES WORKING RANGE CHARTS



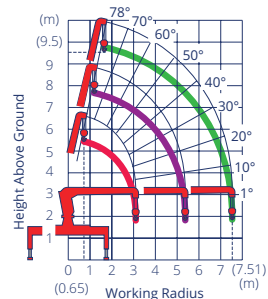
URW 346



URW 345



URW 344



URW 343

URW 370 SERIES



16.2M*
MAX. HOOK HEIGHT
(ABOVE GROUND)

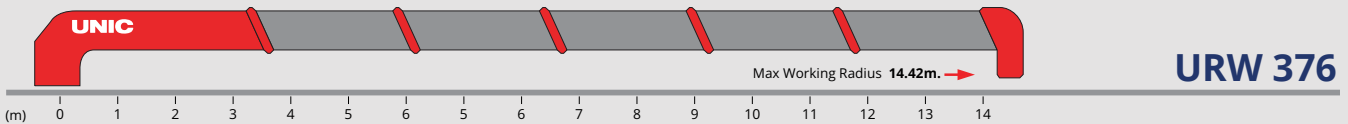
3030KG
LIFTING CAPACITY

SMART
RADIO REMOTE
CONTROL

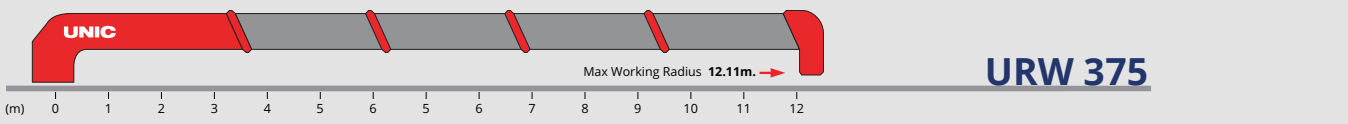
4200MM
WIDE HORIZONTAL
EXTENSION (MAX)

MODEL	373	374	375	376
TONNE METER	8.1	7.8	7.2	7.2
WEIGHT	1150	1240	1375	1410
MAX CAPACITY	3030	3030	3030	3030
MAX RADIUS	7.51	9.81	12.11	14.42
MIN BOOM LENGTH	3.31	3.41	3.54	3.63
MAX ABOVE GROUND HOOK HEIGHT	9.5	11.7	14	16.2
MAX BELOW GROUND HOOK HEIGHT	8.7	11.5	14.3	17.1
OUTRIGGER WIDTH	4200	4200	4200	4200
WIDTH	2150	2150	2150	2150
INSTALLATION SPACE*	564	564	564	564
TOP OF BOOM TO SUBFRAME	2095	2095	2135	2212
BOOM TIP TO BACK OF COLUMN	3494	3594	3724	3814

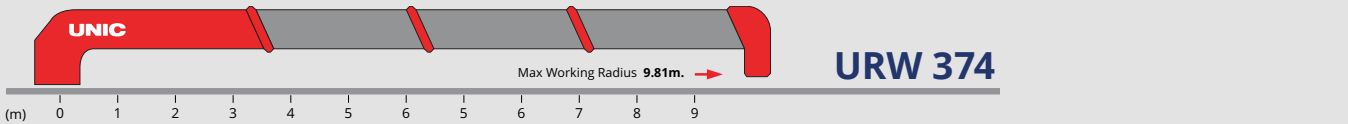
*APPROXIMATE, ALLOW TOLERANCE FOR ADDITIONAL CLEARANCE



WORKING RADIUS	0.73 - 2.4	2.5	2.7	3	3.5	4	4.5	5	5.5	6	7	8	9	10	11	12	13	14.42
1ST BOOM	3.03	2.78	2.53	2.28	1.93	1.63	1.43	1.25	1.08 (5.66M)									
2ND BOOM	3.03	2.78	2.53	2.28	1.93	1.63	1.43	1.25	1.08 (5.66M)									
3RD BOOM			2.23	2.03	1.68	1.38	1.19	1.05	0.93	0.83	0.68	0.63 (7.85M)						
4TH BOOM						1.03	0.93	0.83	0.78	0.73	0.63	0.53	0.48	0.43 (10.04M)				
5TH BOOM								0.63	0.55	0.48	0.4	0.35	0.31	0.28	0.25	0.23 (12.23M)		
6TH BOOM								0.33 (4.90M)	0.3	0.28	0.25	0.23	0.21	0.19	0.17	0.16	0.14	0.13



WORKING RADIUS	0.71 - 2.4	2.5	2.7	3	3.5	4	4.5	5	5.5	6	7	8	9	10	11	12.11
1ST BOOM	3.03	2.78	2.58	2.28	2.03 (3.35M)											
2ND BOOM	3.03	2.78	2.58	2.28	1.93	1.63	1.43	1.25	1.13 (5.59M)							
3RD BOOM			2.23	2.03	1.68	1.38	1.2	1.05	0.93	0.83	0.68	0.63 (7.79M)				
4TH BOOM						1.03	0.93	0.83	0.78	0.73	0.63	0.53	0.48	0.46 (9.95M)		
5TH BOOM							0.76	0.63	0.55	0.48	0.4	0.35	0.31	0.28	0.25	0.25



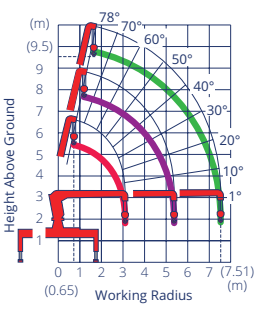
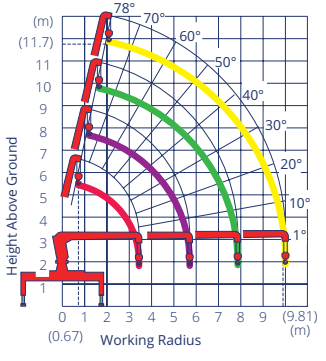
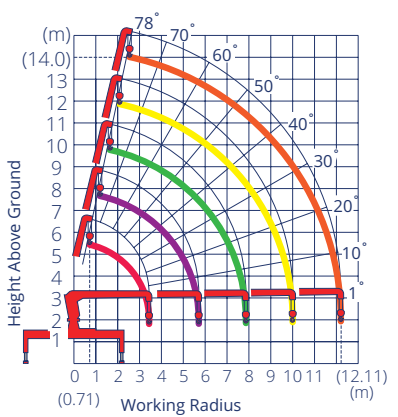
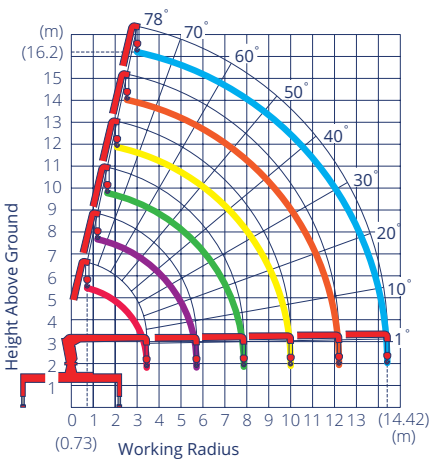
WORKING RADIUS	0.67 - 2.6	2.7	3	3.5	4	4.5	5	5.5	6	7	8	9	9.81
1ST BOOM	3.03	2.63	2.33	2.13 (3.22M)									
2ND BOOM	3.03	2.63	2.33	1.98	1.68	1.48	1.28	1.18 (5.46M)					
3RD BOOM		2.33	2.13	1.73	1.43	1.23	1.08	0.98	0.88	0.73	0.68 (7.63M)		
4TH BOOM					1.03	0.93	0.83	0.78	0.73	0.63	0.56	0.5	0.48



WORKING RADIUS	0.65-2.6	2.7	3	3.5	4	4.5	5	5.5	6	7	7.51
1ST BOOM	3.03	3.03	2.48	2.33 (3.12)							
2ND BOOM	3.03	3.03	2.48	2.03	1.73	1.53	1.33	1.28 (5.36M)			
3RD BOOM		2.33	2.13	1.78	1.48	1.28	1.13	1.03	0.93	0.73	0.68

* ABOVE WEIGHTS DO NOT INCLUDE 30KG HOOK WEIGHT

URW 370 SERIES WORKING RANGE CHARTS



URW 500 SERIES



MODEL	503	504	505	506	503W	504W	505W	506W
TONNE METER	12.3	12.3	11.7	11.7	12.3	12.3	11.7	11.7
WEIGHT	1520	1645	1770	1960	1648	1773	1898	2058
MAX CAPACITY	3030	3030	3030	3030	3030	3030	3030	3030
MAX RADIUS	8.1	10.6	13.12	15.47	8.1	10.6	13.12	15.47
MIN BOOM LENGTH	3.51	3.57	3.75	3.93	3.51	3.57	3.75	3.93
MAX ABOVE GROUND HOOK HEIGHT	10.5	13	15.1	17.6	10.5	13	15.1	17.6
MAX BELOW GROUND HOOK HEIGHT	9.4	12.5	15.5	18.4	9.4	12.5	15.5	18.4
OUTRIGGER WIDTH	3800	3800	3800	3800	4800	4800	4800	4800
WIDTH	2370	2370	2370	2370	2370	2370	2370	2370
INSTALLATION SPACE*	653	653	653	653	653	653	653	653
TOP OF BOOM TO SUBFRAME	2319	2319	2363	2535	2326	2326	2370	2542
BOOM TIP TO BACK OF COLUMN	3720	3779	3959	4139	3720	3779	3959	4139

17.6M*
MAX. HOOK HEIGHT
(6 SECTION BOOM)

3030KG
LIFTING
CAPACITY

SMART
RADIO REMOTE
CONTROL

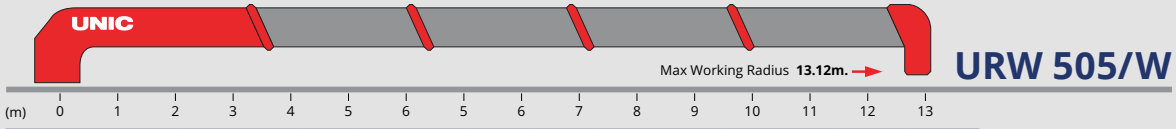
4800MM
WIDE HORIZONTAL
EXTENSION (MAX)

*APPROXIMATE, ALLOW TOLERANCE FOR ADDITIONAL CLEARANCE

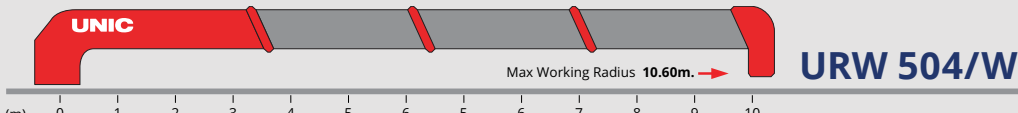
[FIND OUT MORE HERE](#)



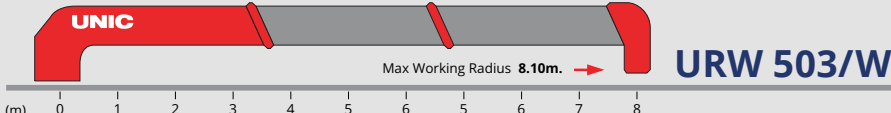
WORKING RADIUS	0.73 - 3.9	4.5	5	5.5	6	7	8	9	10	11	12	13	14	15.47
1ST BOOM	3.03 (3.69M)													
2ND BOOM	3.03	2.43	2.13	1.8	1.6 (6.09M)									
3RD BOOM	3.03	2.43	2.13	1.88	1.63	1.33	1.03 (8.48M)							
4TH BOOM		2.03	1.83	1.65	1.48	1.23	1.03	0.88	0.78	0.73 (10.81M)				
5TH BOOM			1.33	1.2	1.1	0.95	0.83	0.73	0.65	0.6	0.55	0.50 (13.14M)		
6TH BOOM					0.53	0.43	0.38	0.38	0.33	0.33	0.28	0.28	0.25	0.23



WORKING RADIUS	0.70 - 0.39	4.5	5	5.5	6	7	8	9	10	11	12	13.12
1ST BOOM	3.03 (3.51M)											
2ND BOOM	3.03	2.43	2.13	1.88	1.68 (5.91M)							
3RD BOOM	3.03	2.43	2.13	1.88	1.65	1.33	1.08 (8.31M)					
4TH BOOM		2.03	1.83	1.65	1.48	1.23	1.03	0.88	0.78	0.73 (10.71M)		
5TH BOOM			1.33	1.2	1.1	0.95	0.83	0.73	0.65	0.6	0.55	0.5



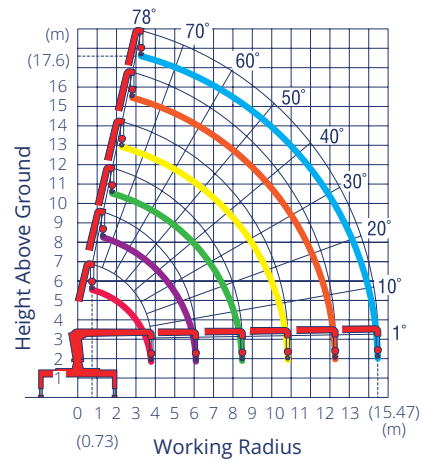
WORKING RADIUS	0.67 - 4.1	4.5	5	5.5	6	7	8	9	10	10.6
1ST BOOM	3.03 (3.33M)									
2ND BOOM	3.03	2.58	2.28	1.93	1.78 (5.76M)					
3RD BOOM	3.03	2.58	2.28	1.93	1.73	1.4	1.13 (8.18M)			
4TH BOOM		2.03	1.83	1.65	1.48	1.23	1.08	0.98	0.85	0.83



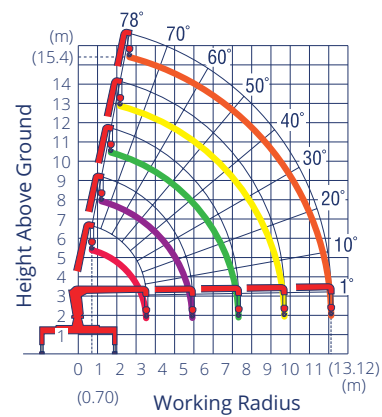
WORKING RADIUS	0.66 - 4.1	4.5	5	5.5	6	7	8.1
1ST BOOM	3.03 (3.27M)						
2ND BOOM	3.03	2.58	2.28	2	1.88 (5.7M)		
3RD BOOM	3.03	2.58	2.28	2	1.73	1.43	1.23

* ABOVE WEIGHTS DO NOT INCLUDE 30KG HOOK WEIGHT

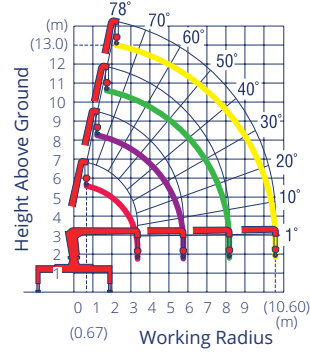
URW 500 SERIES WORKING RANGE CHARTS



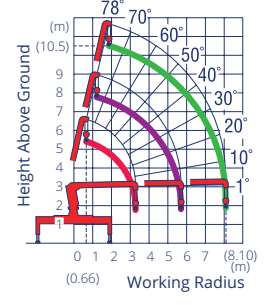
URW 506/W



URW 505/W



URW 504/W



URW 503/W

FEATURES

TILTING OUTRIGGERS

BENEFITS

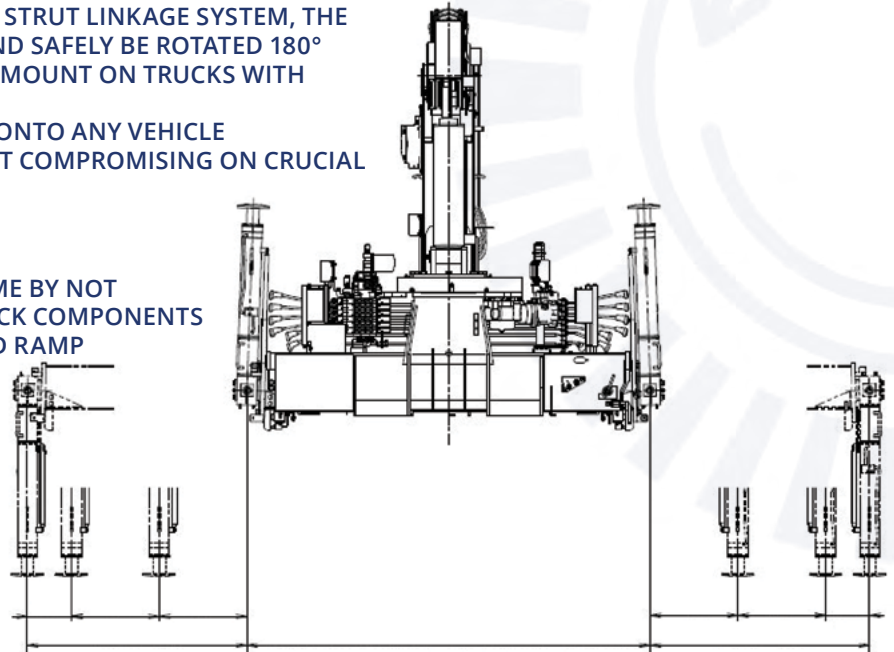
THE PERFECT ALL-ROUNDER:

VERSATILITY

- AIDED BY AN INTUITIVE GAS STRUT LINKAGE SYSTEM, THE STABILISER CAN QUICKLY AND SAFELY BE ROTATED 180°
- CAN EASILY INSTALL FRONT MOUNT ON TRUCKS WITH TWIN STEER AXLES.
- ABILITY TO INSTALL CRANE ONTO ANY VEHICLE (GVM DEPENDANT) WITHOUT COMPROMISING ON CRUCIAL GROUND CLEARANCE

EFFICIENT

- REDUCED INSTALLATION TIME BY NOT NEEDING TO RELOCATE TRUCK COMPONENTS
- INCREASED DEPARTURE AND RAMP OVER ANGLES
- INCREASED PERFORMANCE BY HAVING THE ABILITY TO PLACE THE STABILISER UP AND OVER OBSTACLES WHICH A FIXED LEG COULD NOT EXTEND OVER



FEATURES

JOYREMOTE CONTROL

BENEFITS

AS YOU WORK:

ONE HANDED CONTROL

- WITH ONE HAND, SIMPLY AND PRECISELY CONTROL MULTIPLE FUNCTIONS SIMULTANEOUSLY WITH EASE.
- WITH THE CONTROL OF YOUR THUMB, PRECISELY TRIM THE SPEEDS BETWEEN TWO FUNCTIONS TO PERFECTLY LIFT AND MOVE THE LOAD.

INCREASED PERFORMANCE

- SUPERB SPEED CONTROL, CONTROLLED BY THE PROPORTIONAL TRIGGER AT THE BACK OF THE HANDPIECE ALLOWS THE OPERATOR TO DIAL IN THE EXACT SPEED THEY REQUIRE
- HEIGHT LIMIT, ALLOWS THE OPERATOR TO SET A MAXIMUM BOOM HEIGHT ABOVE WHICH THE CRANE WILL NOT TRAVEL
- SHOCK LESS, USING UNIC'S WORLD CLASS HYDRAULIC SYSTEM, THE CRANE WILL AUTOMATICALLY RAMP DOWN THE SPEED OF THE BOOM SO THAT THE LOAD STAYS IN CONTROL, UNDER THE HOOK AT ALL TIMES
- FINE OPS, FOR AN EVEN HIGHER LEVEL OF PRECISION WHEN OPERATING AT THE LARGE RADIUS' WHICH THE UNIC IS CAPABLE OF.





A UNIC WILL HANDLE IT



URW 540 SERIES



MODEL	543	544	545	546	543W	544W	545W	546W	547W
TONNE METER	12.5	12.5	11.8	11.8	12.5	12.5	11.8	11.8	11.8
WEIGHT	1520	1645	1765	1925	1655	1780	1900	2060	2183
MAX CAPACITY	4050	4050	4050	4050	4050	4050	4050	4050	4050
MAX RADIUS	8.1	10.6	13.12	15.47	8.1	10.6	13.12	15.47	17.78
MIN BOOM LENGTH	3.51	3.57	3.75	3.93	3.51	3.57	3.75	3.93	3.99
MAX ABOVE GROUND HOOK HEIGHT	10.3	12.7	15.1	17.4	10.3	12.7	15.1	17.4	19.8
MAX BELOW GROUND HOOK HEIGHT	9.4	12.5	15.5	18.4	9.4	12.5	15.5	18.4	21.5
OUTRIGGER WIDTH	3800	3800	3800	3800	4800	4800	4800	4800	4800
WIDTH	2370	2370	2370	2370	2370	2370	2370	2370	2370
INSTALLATION SPACE*	653	653	653	653	653	653	653	653	653
TOP OF BOOM TO SUBFRAME	2319	2326	2363	2535	2326	2319	2370	2542	2492
BOOM TIP TO BACK OF COLUMN	3720	3779	3959	4134	3720	3779	3959	4134	4198

19.8M*
MAX. HOOK HEIGHT
(ABOVE GROUND)

4050KG
LIFTING
CAPACITY

SMART
RADIO REMOTE
CONTROL

4800MM
WIDE HORIZONTAL
EXTENSION (MAX)

*APPROXIMATE, ALLOW TOLERANCE FOR ADDITIONAL CLEARANCE

URW 540WT SERIES

INCLUDES;
TILTING OUTRIGGERS,
JOYSTICK REMOTE



MODEL	543WT	544WT	545WT	546WT	547WT
TONNE METER	12.5	12.5	11.9	11.8	11.8
WEIGHT	1775	1900	2025	2185	2305
MAX CAPACITY	4050	4050	4050	4050	4050
MAX RADIUS	8.1	10.6	13.12	15.47	17.78
MIN BOOM LENGTH	3.51	3.57	3.75	3.93	3.99
MAX ABOVE GROUND HOOK HEIGHT	10.4	12.9	15.3	17.5	19.8
MAX BELOW GROUND HOOK HEIGHT	9.4	12.4	15.5	18.4	21.1
OUTRIGGER WIDTH	4800	4800	4800	4800	4800
WIDTH	2452	2452	2452	2452	2452
INSTALLATION SPACE*	661	661	661	661	661
TOP OF BOOM TO SUBFRAME	2326	2326	2370	2542	2492
BOOM TIP TO BACK OF COLUMN	3720	3779	3959	4139	4198

IDEAL
FOR TRUCKS WITH
TIGHT OR NO UNDER
CHASSIS ACCESS

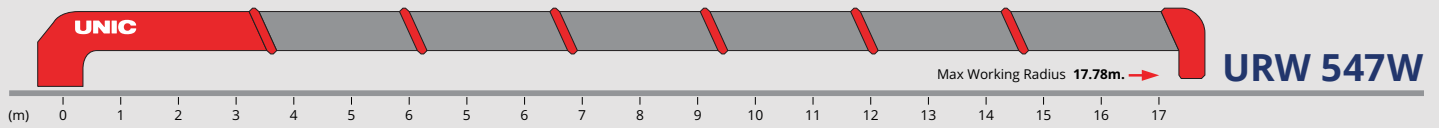
INCREASED
GROUND CLEARANCE
UNDER STABILISER

*VERY NOTABLE WHEN INSTALLED IN A REAR
MOUNT APPLICATION ON OFFROAD VEHICLES*

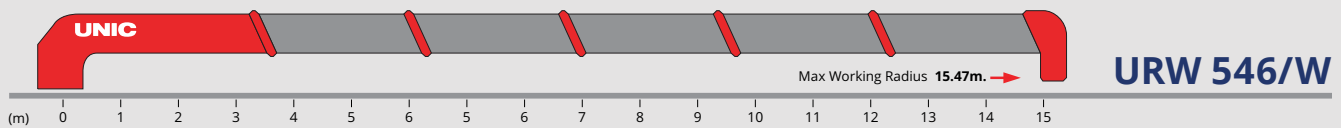
UNCOMPROMISED
STABILITY OF TRUCK W/LARGE
OUTRIGGER SPREAD

UNMATCHED IN ITS VERSATILITY AND USABILITY

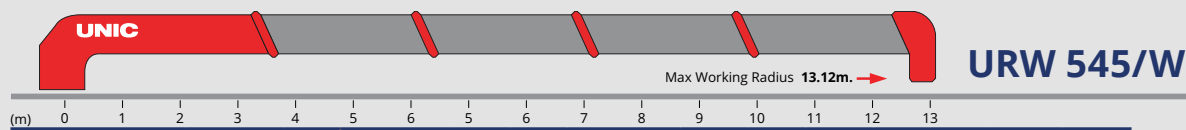
**APPROXIMATE, ALLOW TOLERANCE FOR ADDITIONAL CLEARANCE*



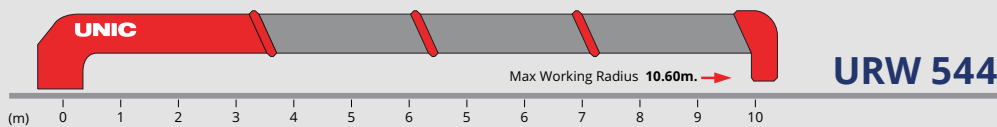
WORKING RADIUS	2.9	3.5	4	4.5	5	5.5	6	7	8	9	10	11	12	13	14	15	16	17.78
1ST BOOM	4.05	3.35	3.1 (3.75M)															
2ND BOOM	4.05	3.35	3.05	2.45	2.15	1.9	1.65 (6.15M)											
3RD BOOM	3.05	3.05	3.05	2.45	2.15	1.9	1.65	1.35	1.05 (8.5M)									
4TH BOOM	2.05	2.05	2.05	2.05	1.85	1.7	1.5	1.25	1.05	0.9	0.8	0.75 (10.82)						
5TH BOOM	1.35	1.35	1.35	1.35	1.35	1.25	1.15	1	0.85	0.75	0.7	0.65	0.6	0.55 (13.14M)				
6TH BOOM		0.55	0.55	0.55	0.55	0.55	0.55	0.45	0.42	0.4	0.37	0.35	0.32	0.3	0.27	0.25 (15.46M)		
7TH BOOM			0.35	0.35	0.35	0.35	0.35	0.3	0.28	0.25	0.22	0.21	0.2	0.19	0.18	0.17	0.16	0.15



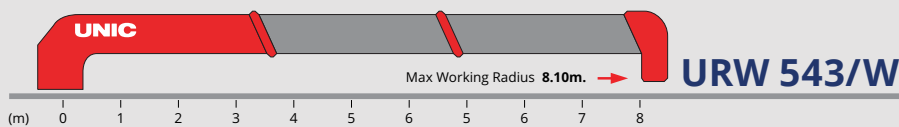
WORKING RADIUS	0.73 - 2.9	3.5	4.0	4.5	5.0	5.5	6.0	7.0	8.0	9.0	10.0	11.0	12.0	13.0	14.0	15.47
1ST BOOM	4.05	3.35	3.20 (3.69M)													
2ND BOOM	4.05	3.35	3.05 (3.9M)	2.45	2.15	1.90	1.65 (6.09M)									
3RD BOOM	3.05	3.05	3.05 (3.9M)	2.45	2.15	1.90	1.65	1.35	1.05 (8.48M)							
4TH BOOM			2.05	2.05	1.85	1.70	1.50	1.25	1.05	0.90	0.80	0.75 (10.81M)				
5TH BOOM				1.35	1.35	1.25	1.15	1.00	0.85	0.75	0.70	0.65	0.60	0.55 (13.14M)		
6TH BOOM							0.55	0.45	0.40	0.40	0.35	0.35	0.30	0.30	0.30	0.25



WORKING RADIUS	0.7 - 0.29	3.5	4	4.5	5	5.5	6	7	8	9	10	11	12	13.12
1ST BOOM	4.05	3.35 (3.51M)												
2ND BOOM	4.05	3.35	3.05 (3.9M)	2.45	2.15	1.9	1.70 (5.91M)							
3RD BOOM	3.05	3.05	3.05 (3.9M)	2.45	2.15	1.9	1.7	1.35	1.10 (8.31M)					
4TH BOOM			2.05	2.05	1.85	1.7	1.5	1.25	1.05	0.9	0.8	0.75 (10.75M)		
5TH BOOM				1.35	1.35	1.25	1.15	1	0.85	0.75	0.7	0.65	0.6	0.55



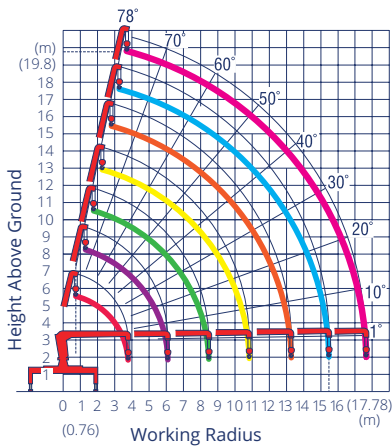
WORKING RADIUS	0.67 - 2.9	3.5	4.1	4.5	5	5.5	6	7	8	9	10	10.6
1ST BOOM	4.05	3.5 (3.33M)										
2ND BOOM	4.05	3.35	3.05	2.6	2.3	1.95	1.8 (5.76M)					
3RD BOOM	3.05	3.05	3.05	2.6	2.3	1.95	1.75	1.45	1.15 (8.18M)			
4TH BOOM		2.05	2.05	2.05	1.85	1.7	1.5	1.25	1.1	1	0.9	0.85



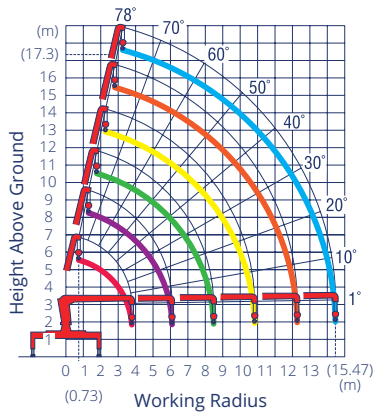
WORKING RADIUS	2.9	3.5	4.1	4.5	5	5.5	6	6.5	7	7.5	8.1
1ST BOOM	4.05	3.5 (3.24M)									
2ND BOOM	4.05	3.35	3.05	2.6	2.3	2	1.9 (5.7M)				
3RD BOOM		3.05	3.05	2.6	2.3	2	1.75	1.6	1.45	1.35	1.25

* ABOVE WEIGHTS DO NOT INCLUDE 50KG HOOK WEIGHT

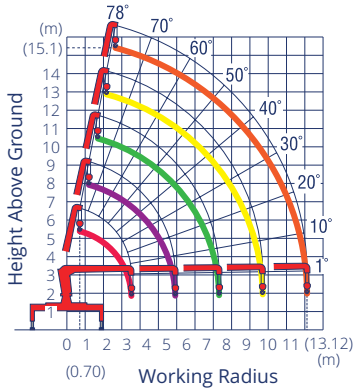
URW 540/WT SERIES WORKING RANGE CHARTS



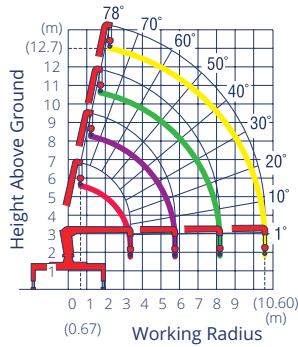
URW 547W



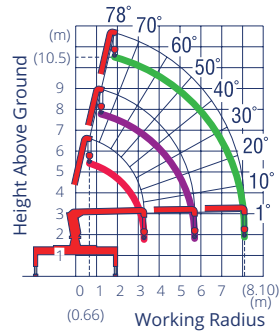
URW 546/W



URW 545/W



URW 544/W



URW 543/W



URU 640 SERIES



20.7M'
MAX. HOOK HEIGHT
(ABOVE GROUND)

6450KG
LIFTING CAPACITY

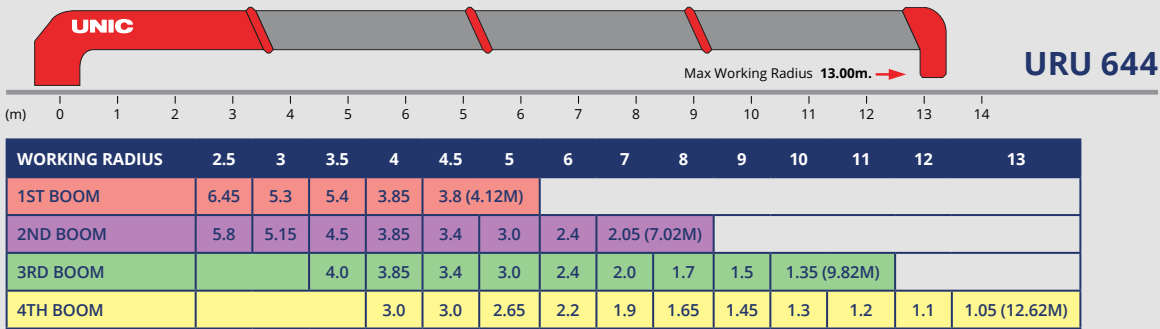
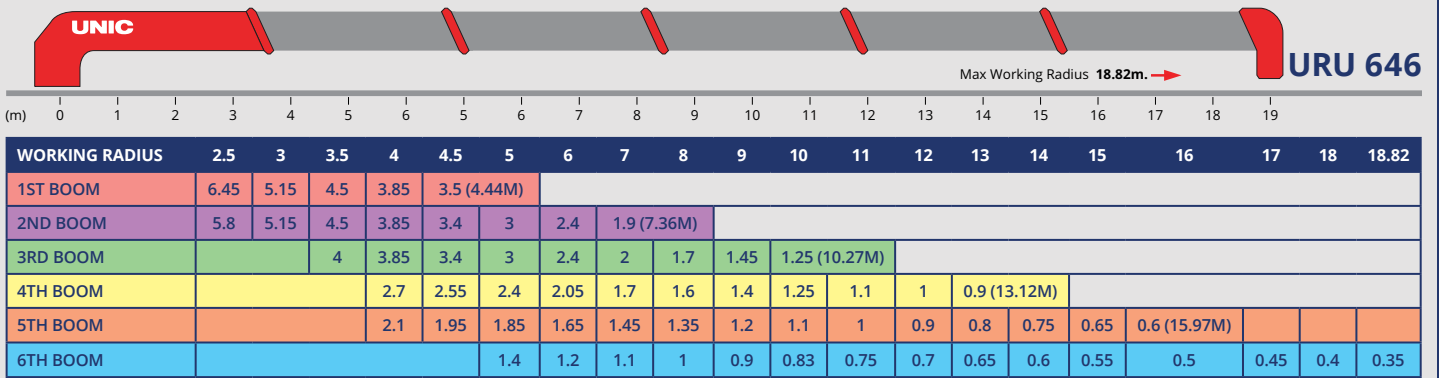
SMART
RADIO REMOTE
CONTROL

5001MM
WIDE HORIZONTAL
EXTENSION (MAX)

MODEL	644	646
TONNE METER	16.0	16.1
WEIGHT	2910	3275
MAX CAPACITY	6450	6450
MAX RADIUS	13	18.82
MIN BOOM LENGTH	4.4	4.72
MAX ABOVE GROUND HOOK HEIGHT	14.8	20.7
MAX BELOW GROUND HOOK HEIGHT	14.9	22.4
OUTRIGGER WIDTH	5001	5001
WIDTH	2432	2432
INSTALLATION SPACE*	861	861
TOP OF BOOM TO SUBFRAME	2614	2614
BOOM TIP TO BACK OF COLUMN	4698	5018

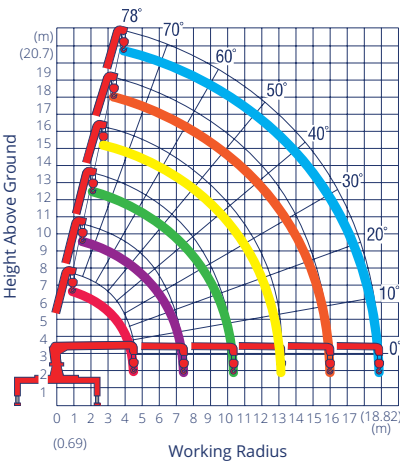
*APPROXIMATE, ALLOW TOLERANCE FOR ADDITIONAL CLEARANCE

URU 646 SERIES LOAD CHARTS

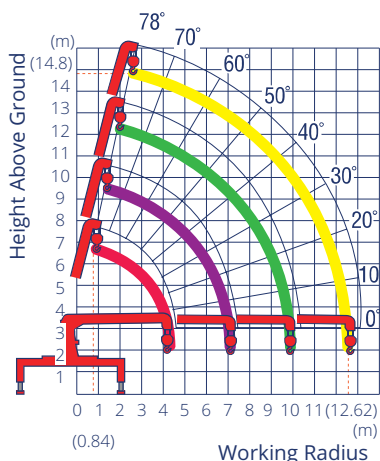


* ABOVE WEIGHTS DO NOT INCLUDE 50KG HOOK WEIGHT

URU 646 SERIES WORKING RANGE CHARTS



URU 646



URU 644

UR 800 SERIES



17.5M*
MAX. HOOK HEIGHT
(ABOVE GROUND)

8200KG
LIFTING CAPACITY

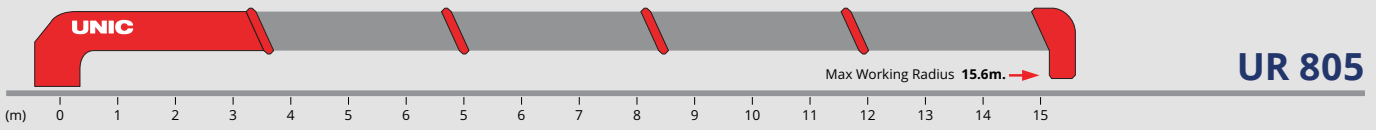
SMART
RADIO REMOTE
CONTROL

5100MM
WIDE HORIZONTAL
EXTENSION (MAX)

MODEL	805
TONNE METER	20.5
WEIGHT	3510
MAX CAPACITY	8070
MAX RADIUS	15.6
MIN BOOM LENGTH	4.4
MAX ABOVE GROUND HOOK HEIGHT	17.5
MAX BELOW GROUND HOOK HEIGHT	17.7
OUTRIGGER WIDTH	5100
WIDTH	2460
INSTALLATION SPACE*	1070
TOP OF BOOM TO SUBFRAME	2467
BOOM TIP TO BACK OF COLUMN	4525

*APPROXIMATE, ALLOW TOLERANCE FOR ADDITIONAL CLEARANCE

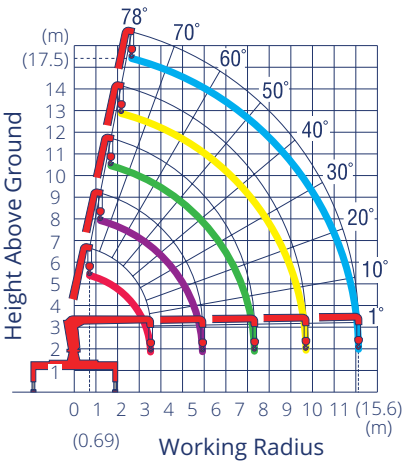
UR 800 SERIES LOAD CHARTS



WORKING RADIUS	2.0	2.5	2.7	3.0	3.5	4.0	4.5	5.0	5.5	6.0	7.0	8.0	9.0	10.0	11.0	12.0	13.0	14.0	15.0	15.6
1ST BOOM	8.07	8.07	7.07	6.07	5.17	4.47 (4.10M)														
2ND BOOM	6.07	6.07	6.07	6.07	5.17	4.57	4.12	3.67	3.32	2.97	2.37									
3RD BOOM		3.07	3.07	3.07	3.07	3.07	3.07	3.07	3.07	2.87	2.37	1.97	1.72	1.57 (10.1M)						
4TH BOOM				2.67	2.67	2.67	2.67	2.67	2.67	2.67	2.12	1.72	1.52	1.32	1.17	1.02	0.92 (12.7M)			
5TH BOOM					2.07	2.07	2.07	2.07	2.07	2.07	1.97	1.72	1.52	1.32	1.17	1.02	0.87	0.77	0.67	0.57

* ABOVE WEIGHTS DO NOT INCLUDE 70KG HOOK WEIGHT

UR 800 SERIES WORKING RANGE CHARTS



URU 805



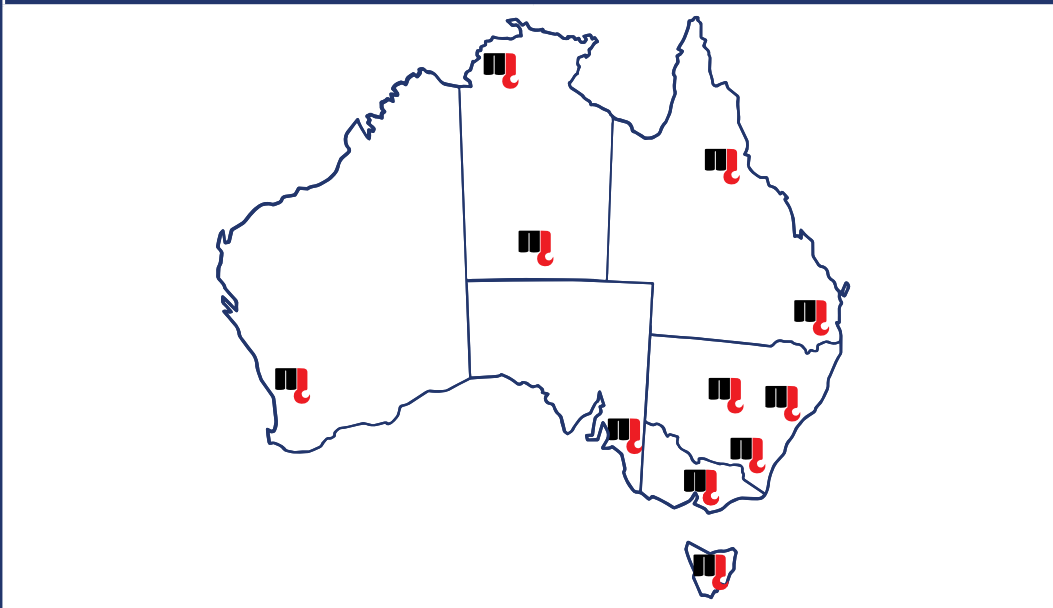
LIFT YOUR BUSINESS TO THE NEXT LEVEL

NOTES

NOTES



HEAD OFFICE (LONSDALE)	12-16 DORSET STREET
PHONE	08 8326 6300
EMAIL	ADMIN@MAXILIFT.COM.AU
MAXILIFT.COM.AU	



LET'S GET SOCIAL FOLLOW US ON



WHILST EVERY CARE HAS BEEN TAKEN IN THE PREPARATION OF THE INFORMATION AND IMAGERY CONTAINED WITHIN THIS DOCUMENT, MAXILIFT AUSTRALIA WILL NOT BE HELD LIABLE FOR ANY ERRORS OR OMISSIONS IN TYPING, INFORMATION AND/OR IMAGERY. ALL AVAILABLE INFORMATION IS CONSIDERED CORRECT AT THE TIME OF PRINTING (APRIL 2023). ANY INTERESTED PARTIES SHOULD ALWAYS CONFIRM DETAILS INCLUDING BUT NOT LIMITED TO TECHNICAL SPECIFICATIONS WITH THEIR RESPECTIVE MAXILIFT AUSTRALIA DEALER, AS INFORMATION IS SUBJECT TO CHANGE WITHOUT NOTICE.