



**Maxilift** è la gru leggera, specializzata, ad elevato contenuto tecnologico, moderna e facile da utilizzare. Il suo concetto costruttivo modulare ne fa la soluzione ideale per un'infinità di applicazioni e settori d'attività.

*Maxilift is a light, skilled and hi-tech crane, modern and user-friendly. Thanks to its manufacturing concept and modularity, it represents the ideal solution for several fields and applications.*



MP.0.172 02/2012

MAXILIFT. POWER AT YOUR HAND

**I vantaggi di Maxilift:**

- **Possibilità di installazione** in diversi punti all'interno del cassone senza perdite di spazio di carico utile.
- **Imbattibile rapporto** peso gru/capacità max. di sollevamento.
- **Disponibilità** di diversi e avanzati sistemi di sicurezza per uno stesso modello di gru.
- **Movimenti progressivi e senza sforzo** nell'intero spettro di carico.
- **Accurata finitura e protezione** contro la corrosione.
- **La più ampia gamma di modelli, versioni e opzioni** esistente sul mercato mondiale. Consente ad ognuno di configurare la propria gru secondo le esigenze personali.
- **Equipaggiabile con comandi a distanza** affidabili, efficaci, semplici da utilizzare.

**Maxilift advantages:**

- **Possible installation** in different points of the body without losing payload space
- **Excellent crane weight / max. loading capacity ratio**
- **Availability** of alternative hi-tech safety systems for the same crane model
- **Gradual and easy movements** in whole loading spectrum
- **Accurate production finishing and protection** against corrosion
- **The world widest range of models and versions** enabling to set up a crane according to one's requirements
- **Possible fitting of reliable, efficient and user-friendly** remote control systems

Dati tecnici non impegnativi  
Technical data not binding



MAXILIFT. POWER AT YOUR HAND

**Maxilift:** ampia gamma di gru telescopiche ideali per installazione su veicoli leggeri e ultra-leggeri.

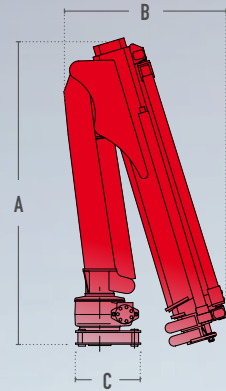
*Maxilift:* wide program of telescopic stiff boom cranes ideal for installation on light and extra-light vehicles.



www.maxiliftcrane.com | www.nexthydraulics.com



CARATTERISTICHE SPECIFICATIONS



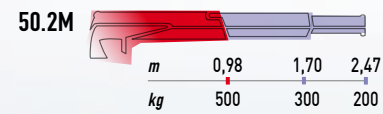
Mod.	Dimensioni Dimensions (mm)			Capacità di sollevamento Lifting capacity (kNm)	Angolo di rotazione Slewing angle	Peso gru base Basic crane weight (kg)	Peso gru con basamento Crane weight with base (kg)	Versioni Versions				
	A	B	C					D Declassata Derated version	LC Cella di carico Limiting load cell	LM Limitatore di momento Load limiting device	SC Controllo di stabilità Load limiting device with stability control	
50	1060	510	310	5	330°	60-95	--	--	--	--	--	--
110	1210	665	315	10	330°	105-175	180-250	--	--	--	--	--
150	1320	690	310	14	330°	165-205	240-280	•	•	--	--	--
180	1320	690	310	17	330°	180-210	285-315	•	•	•	--	--
230	1420	790	310	22	360°	225-275	330-380	•	•	•	•	--
270	1420	790	310	25	360°	225-275	330-380	•	•	•	•	•
270 L	1510	1130	310	25	360°	235-290	340-395	•	•	•	•	•
330	1550	820	370	32	360°	270-345	405-480	○	•	•	•	•
380	1630	870	370	37	360°	310-395	470-555	○	•	•	•	•
510	1830	1380	545	48	330°	465-500	--	--	--	•	--	--
510 L	1790	1510	545	48	330°	485-565	--	--	--	•	--	--

○ = su richiesta on request

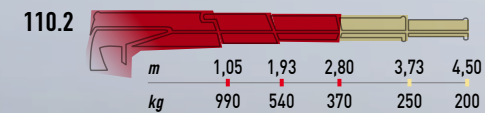
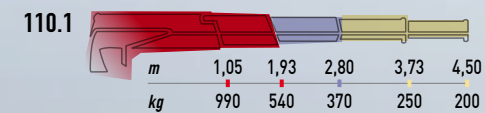
Legenda Legend

- Sfilate idrauliche Hydraulic extensions
- Prolunghe manuali standard Standard manual extensions
- Prolunghe manuali a richiesta Optional manual extensions
- Portata max 990 kg Max. lifting capacity 990 kg

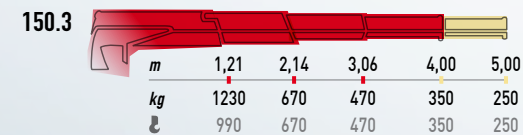
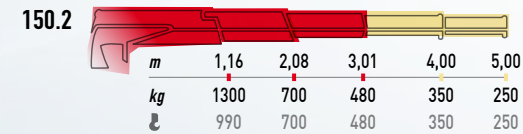
**50**



**110**



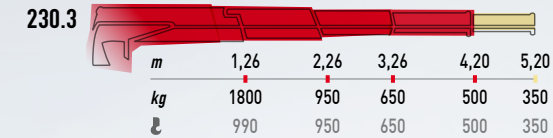
**150**



**180**




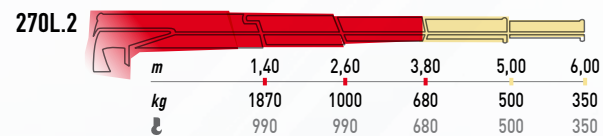
**230**



**270**






**270 L**





**330**



**380**



**510**



**510 L**

